



EVERY CREDIT COUNTS



2021 Annual Report
on Articulation and Transfer
for Arizona Postsecondary Education



2021

STEERING COMMITTEE

The AZTransfer Steering Committee is the coordinating body for the statewide articulation and transfer system (AZTransfer). It provides oversight of curricular alignment among public and tribal post-secondary educational institutions and helps ensure that students are appropriately prepared and have the support services required to pursue and complete a post-secondary degree program.

The AZTransfer Steering Committee was established in part by the Transfer Articulation Task Force Report of 1996. The Arizona Transfer System is overseen by the AZTransfer Steering Committee and includes the people, systems and infrastructure designed to ensure "...that community college students may transfer to Arizona public universities without loss of credit towards a baccalaureate degree." (ARS 15-1824).

MARK DENKE*
ARIZONA BOARD OF REGENTS

ANNE JONES
ARIZONA STATE UNIVERSITY

DIANE CARRASCO-JAQUEZ
ARIZONA WESTERN COLLEGE

MARY KAY GILLILAND*
CENTRAL ARIZONA COLLEGE

VERLYN FICK
COCHISE COLLEGE

NATE SOUTHERLAND
COCONINO COMMUNITY COLLEGE

GERALDINE GARRITY
DINÉ COLLEGE

SUSAN WOOD
EASTERN ARIZONA COLLEGE

ERIC LESHINSKIE
MARICOPA COMMUNITY COLLEGES

LUCINDA LEUGERS
MOHAVE COMMUNITY COLLEGE

GAYLA STONER
NORTHERN ARIZONA UNIVERSITY

RICKEY JACKSON
NORTHLAND PIONEER COLLEGE

LAMATA MITCHELL
PIMA COMMUNITY COLLEGE

CURTIS PETERSON
TOHONO O'ODHAM COMMUNITY COLLEGE

GREG HEILEMAN*
UNIVERSITY OF ARIZONA

DIANE RYAN*
YAVAPAI COLLEGE

** Representative is also a member
of the AZTransfer Executive Committee*

CONTENTS

About this Report.....	3
Vision, Mission, Values	4
Every Credit Counts	5
Services Overview	6
Accomplishments.....	8
Fast Facts	10
Course Counts.....	12
Articulation Task Forces	14
Transfer System Components.....	16
Transfer Majors.....	18
Course Equivalency Report	20
Credit by Exam	22
Dual Enrollment Report	23
University Students with Community College Credit	24
New Freshman with AGECE	26
New Freshman with Associate Degree	27
Community College Credits Transferred	28
New Transfers Graduation Rate	29
Minority Students Who Were New Transfers.....	30
Top Majors of New Transfers	31
Looking Ahead.....	32

A close-up photograph of a graduation tassel. The tassel is made of dark blue braided cord. It features a gold-colored metal ring at the top, followed by a gold-colored metal cap, a gold-colored metal ring, and a gold-colored metal ring with a small loop. The main charm is a gold-colored metal piece with the year '2021' in a stylized, textured font. The background is a blurred mix of colors, including green, blue, and pink. A white diagonal shape is visible on the right side of the image, with a thin green horizontal line above it.

2021

ABOUT THIS REPORT

FOR MORE THAN 20 YEARS, academic leaders from each of Arizona's public postsecondary institutions have collaborated to support transfer student success. Known as the AZTransfer Steering Committee, this coordinating body ensures Arizona's students have access to efficient, seamless, and simple ways to transfer from a community college to a university in Arizona.

Born out of legislation passed in 1996, the AZTransfer Steering Committee works to fulfill a promise to provide high-quality educational pathways that lead to baccalaureate degree completion for all Arizonans. This report highlights results, services, and innovations in the 2020-2021 academic year that deliver on that promise and ensure every credit counts for Arizona students and the institutions that commit to providing them with a world-class education.

VISION

College degree pathways are accessible to all Arizonans.

MISSION

The AZTransfer Steering Committee, an organization of academic leaders, supports successful application of transfer credits leading to degree completion for students in all public and tribal higher education institutions in Arizona.

VALUES

The decisions and actions of the AZTransfer Steering Committee demonstrate our:

- Purpose is to promote and support student academic success;
- Leadership is transparent, collegial, collaborative, and proactive;
- Decision making is data-informed and outcome-focused;
- Fiscal stewardship is financially responsible and goal-oriented.



EVERY CREDIT COUNTS

As the COVID-19 pandemic continues, many organizations are re-examining their values and purpose. Things that were once traditional and common no longer fit the new normal. AZTransfer is no exception. While our focus continues to be ensuring transferability of credit, this year we took a closer look at the role transfer and articulation play in degree attainment. We thought about the underrecognized contributions Arizona community colleges and high schools make in preparing students to pursue a baccalaureate degree and realized our tagline “make every credit count” was selling our collective efforts short.

A transfer student is traditionally defined as one who has earned at least 12 hours at any community college after graduating high school and before entering the university. Under this definition, the number of new transfer students entering our Arizona public universities has not changed significantly in the past ten years. However, this data point only tells part of the story. The reality is that many students are entering our public universities as new freshmen with credit earned from Arizona community colleges while in high school.

Every credit counts. Every credit earned that doesn't meet the traditional transfer student definition counts. Dual enrollment credits a university freshman earned in high school count. Credits a student earned from an AP exam count. The credits a university junior earned at a community college over the summer count. These credits count for the students and they count for the community colleges and high schools that provided the opportunity for students to earn them.

The Arizona Transfer System is designed to ensure students take as much credit with them as possible when they enter the university. To give credit where it's due. This year, AZTransfer acknowledges all the ways Arizona's public educational institutions prepare students for the university, even if they aren't traditional, and celebrate the new outlook that every credit counts.



SERVICES

1



DATA REPORTING

The Arizona State System for Information on Student Transfer (ASSIST) is a relational database containing enrollment and degree information on students attending Arizona's public universities and community college districts.

2



SYSTEMS DEVELOPMENT & ADMINISTRATION

AZTransfer produces a variety of tools and resources designed to ensure AZTransfer institutions can efficiently manage the Arizona Transfer System and promote it to their students.

AZTransfer manages and supports the Arizona Transfer System and the faculty, staff, and students who utilize it. AZTransfer is structured with four pillars of service– data reporting, systems development and administration, strategic communications, and learning and program development.



STRATEGIC COMMUNICATIONS

AZTransfer’s strategic communications efforts ensure stakeholders are informed about the data, services, tools, training, and events offered by AZTransfer. Branding and user experience are key focuses of the strategic communications plan.



LEARNING & PROGRAM DEVELOPMENT

AZTransfer provides comprehensive training and technical support to its numerous user groups. Training topics include workshops on utilizing our tools, ATF faculty training, and facilitator training.



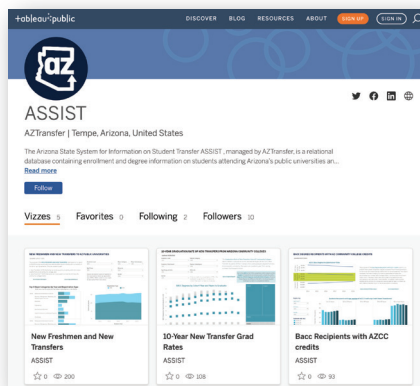
ACCOMPLISHMENTS

An update on AZTransfer's 2020-2021 goals and projects.



1. LEVERAGE TRANSFER DATA TO INFORM AND ENGAGE STAKEHOLDERS


In the 2020-21 academic year, AZTransfer began publishing ASSIST data on Tableau Public. Using Tableau's powerful data visualization technology, AZTransfer stakeholders are able to explore transfer data in a robust, dynamic format.





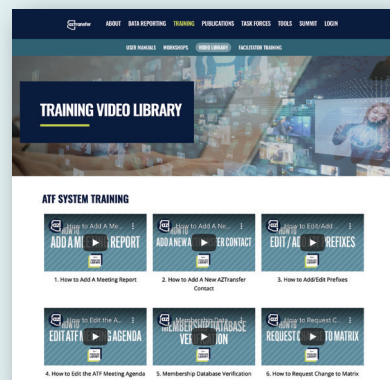
2. ENHANCE AND STREAMLINE WEB TOOLS TO INCREASE EASE-OF-USE

AZTransfer invested significant effort this year to completely reimagine its suite of web-based transfer tools and the aztransfer.com website. After months of research and development, AZTransfer launched mobile-friendly student transfer tools custom branded for each AZTransfer institution. Additionally, the freshly redesigned website caters exclusively to AZTransfer’s target audiences– the faculty and staff who help develop and utilize the Arizona Transfer System.



3. INCREASE QUANTITY AND FREQUENCY OF VIRTUAL TRAINING

On-demand and virtual training continue to be vitally important as in-person gatherings remain limited due to the pandemic. AZTransfer responded to this critical need by producing a Training Video Library to support faculty and staff as they navigate their roles in the Arizona Transfer System. The Training Video Library currently contains eleven tutorial videos. In addition, a Facilitator Training Library featuring recordings of AZTransfer’s virtual Facilitator Training Retreats was also published.





FAST FACTS



10,065

total number of new transfer students from Arizona community colleges to ASU, NAU, or UArizona



51.1%

of university graduates had credit from an Arizona community college (16,594 students)



77.3%

six-year university graduation rate of new transfer students from Arizona community colleges who entered with an associate degree



713,736

number of credit hours transferred from Arizona community colleges to Arizona public universities by 16,497 entering students

A snapshot of data related to student transfer among Arizona public community colleges and universities as reported in 2020-2021.

54%

of new transfer students from Arizona community colleges entered the university with 60 or more credits (5,438 students)



20.5%

of university new freshmen entered with Arizona community college credits (5,943 students)



55%

of students who entered the university with in-state residency had credit from an Arizona community college



26.9%

five-year increase in minority baccalaureate degree recipients who were new transfers from Arizona community colleges





COURSE COUNTS

16,444

**COURSE
EVALUATIONS**

Arizona public universities evaluated 16,444 Arizona community college courses.

1,228

**DIRECT
EQUIVALENCIES**

There are 1,228 Arizona community college courses that have direct equivalency to all three Arizona public universities.

Course evaluation and alignment is the cornerstone of AZTransfer's work. The Arizona Course Equivalency Tracking System (ACETS), is AZTransfer's internal system to aid faculty in determining course transferability. Using ACETS, community college faculty can submit information about their courses and route it to university faculty for evaluation. This report provides a quick overview of the transferability of Arizona community college courses to ASU, NAU, and UArizona as reported in 2020-2021.

14,837

**ELECTIVE
CREDIT**

14,837 courses were transferable as departmental elective or elective credit.

105

**NOT
TRANSFERABLE**

105 courses were not transferable to any Arizona public universities.



ARTICULATION TASK FORCES



1,902

TOTAL MEMBERS



1,412

FACULTY MEMBERS



147

COMMUNITY
OF INTEREST MEMBERS



123

MEMBERS WITH
15+ YEARS OF SERVICE



78

ACADEMIC ADVISING ATF
MEMBERS



71

ADMISSIONS & RECORDS
ATF MEMBERS



65

ASSIST USERS




48

GENERAL EDUCATION
ATF MEMBERS

**ATF FACULTY MEMBERSHIP
BY INSTITUTION**

AZTransfer relies on a statewide network of nearly 2,000 people. From faculty, to academic advisors, to registrars and graduation technicians, it takes a lot of people in a lot of places to support and maintain the Arizona Transfer System. Each Articulation Task Force (ATF) is comprised of a minimum of one representative from each college and university. Each institution also appoints an AZTransfer facilitator who is considered their institution's curriculum expert. AZTransfer depends on facilitators to help manage the catalog, curriculum, and faculty at their institution.





TRANSFER SYSTEM COMPONENTS

ARIZONA GENERAL EDUCATION CURRICULUM

The Arizona General Education Curriculum (AGEC) is a foundational block of coursework completed at an Arizona community college. The AGEC consists of 35-37 credit hours of courses in English, math, social and behavioral sciences, physical and biological sciences, and arts and humanities. Through Articulation Task Forces, faculty determine which courses fulfill the requirements at their respective institutions and maintain transferability.



COMMON COURSES

Common courses are lower division courses that apply toward a mapped bachelor's degree program.



MAJORS & DEGREES

Associate and bachelor's degrees are aligned within each ATF academic discipline. The transfer system maps these degrees for majors offered at two or more of Arizona's public institutions. See pages 18-19 for a list of all majors included in the system.

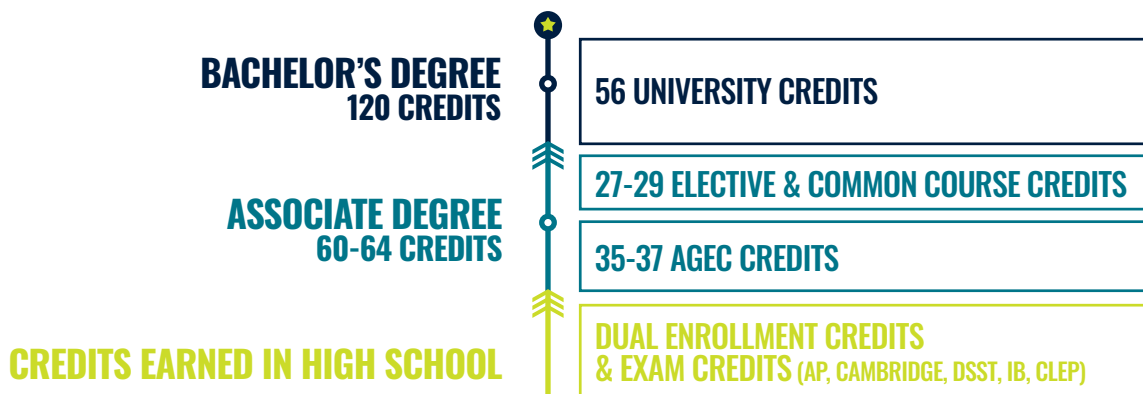


Work performed through the Articulation Task Force network is the foundation of the Arizona Transfer System. The components of the system work together to help students plan a seamless transfer without loss of academic credit. Students build a transfer degree plan by completing the Arizona General Education Curriculum (AGEC), common courses, and electives, and supplement this with credits earned through dual enrollment and exams.

BACHELOR'S DEGREE STRUCTURE



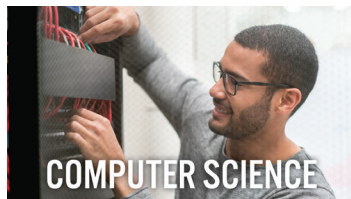
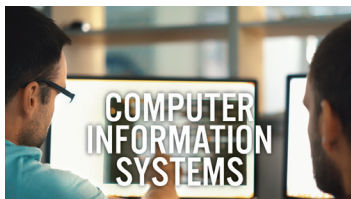
FOR TRANSFER STUDENTS

- A bachelor's degree is comprised of three blocks of courses- AGEC, elective and common, and upper division university courses.
- Up to 64 community college credits can be transferred to the university and applied toward a bachelor's degree.
- Students completing dual enrollment courses or exams for credit may apply those courses toward an associate degree.




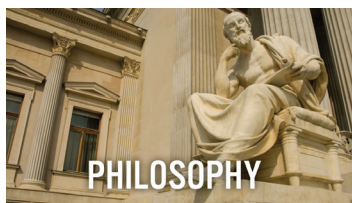
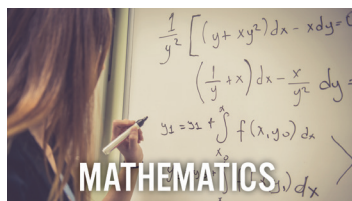


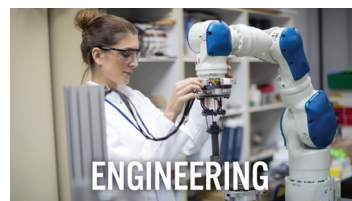


TRANSFER MAJORS



Articulation Task Forces (ATFs) are the heart of AZTransfer's faculty-driven transfer model. Each fall, 1,412 faculty in 43 academic disciplines convene to evaluate course transferability and discuss curricular alignment. The outcome of these meetings provides the content for the tools and resources on AZTransfer.com that students, advisors, and counselors use to plan a seamless transfer.

In addition to these discipline specific ATFs, academic advising, admissions and records, and general education ATFs meet several times a year to address issues and trends in student support and general studies.





COURSE EQUIVALENCY REPORT

2,958

Arizona
community college
courses with direct
equivalency to
ASU

3,053

Arizona
community
college courses
with direct
equivalency to
NAU

2,247

Arizona
community
college courses
with direct
equivalency to
UArizona

Arizona community college courses can be submitted for evaluation at any time throughout the year to determine their transferability to ASU, NAU, and UA. Course equivalencies are categorized as direct equivalencies, electives, and not transferable.



	AWC	CAC	COCHISE	CCC	DINÉ	EAC	MCCD	MOHAVE	NPC	PIMA	TOCC	YC	TOTAL
DIRECT EQUIVALENCY	267	213	192	144	87	332	858	123	139	333	88	223	2,958
ELECTIVE	612	542	338	224	158	576	3,204	149	341	858	200	509	7,754
NOT TRANSFERABLE	236	365	168	109	8	286	2,764	214	254	583	21	273	5,172
OTHER*	48	41	19	29	46	28	135	3	36	32	58	86	560
TOTAL	1,163	1,161	717	506	299	1,222	6,961	489	770	1,806	367	1,091	16,444



	AWC	CAC	COCHISE	CCC	DINÉ	EAC	MCCD	MOHAVE	NPC	PIMA	TOCC	YC	TOTAL
DIRECT EQUIVALENCY	261	222	165	195	102	406	688	127	153	407	87	242	3,053
ELECTIVE	864	747	515	293	178	793	6,036	346	541	1,342	210	739	12,597
NOT TRANSFERABLE	4	45	20	1	3	9	65	7	7	16	2	16	212
OTHER*	34	147	17	17	16	14	172	9	69	41	68	94	582
TOTAL	1,163	1,161	717	506	299	1,222	6,961	489	770	1,806	367	1,091	16,444








	AWC	CAC	COCHISE	CCC	DINÉ	EAC	MCCD	MOHAVE	NPC	PIMA	TOCC	YC	TOTAL
DIRECT EQUIVALENCY	196	154	146	125	68	206	531	106	110	333	75	184	2,247
ELECTIVE	775	416	372	200	156	616	3,240	161	270	853	197	444	7,754
NOT TRANSFERABLE	155	421	169	132	19	360	2,907	213	257	560	80	376	5,604
OTHER*	37	170	30	49	56	40	283	9	133	60	15	86	839
TOTAL	1,163	1,161	717	506	299	1,222	6,961	489	770	1,806	367	1,091	16,444

*Other: equivalencies pending review, deleted courses pending processing, or blank CEG cells.



CREDIT BY EXAM

This report summarizes the number Arizona high schools offering exams available in five testing programs—Advanced Placement (AP), Cambridge International Exams (CIE), College Level Examination Program (CLEP), International Baccalaureate (IB), and DANTES Subject Standardized Tests (DSST). AZTransfer’s network of faculty evaluate these exams and determine scores needed to obtain credit at their institution. AZTransfer publishes this information in the Exam Equivalency Guide on AZTransfer.com

	 ADVANCED PLACEMENT (AP)	 CAMBRIDGE INTERNATIONAL EXAMS (CIE)	 COLLEGE LEVEL EXAMINATION PROGRAM (CLEP)	 INTERNATIONAL BACCALAUREATE (IB)	 DANTES SUBJECT STANDARDIZED TESTS (DSST)
TOTAL EXAMS	38	75	34	37	71
ARIZONA HIGH SCHOOLS OFFERING EXAMS	360	24	0*	23	0*

**Curriculum and exam is administered independently and not in junction with high school districts.*



DUAL ENROLLMENT REPORT

This report summarizes dual enrollment student activity from the period 2010-11 to 2019-20.



180,004

Arizona community colleges have served 180,004 dual enrollment students since 2010-11.



95%

Since 2010-11, 95% of Arizona dual enrollment students received a grade of "C" or better.



40.55%

Of dual enrollment students, 40.55% subsequently enrolled at ASU, NAU, or UArizona.



BUSINESS

The top major for dual enrollment students who earned a bachelor's degree was business. Biological and biomedical sciences, health professions, engineering, and psychology round out the top five.



192

From 2010-11 to 2020-21, the number of high schools offering dual enrollment has risen from 141 to 192.



604,036

Since 2010-11, students have enrolled in 604,036 dual enrollment courses, totaling nearly two million credit hours.



UNIVERSITY STUDENTS WITH ARIZONA COMMUNITY COLLEGE CREDIT

Arizona's community colleges are contributing to university degree attainment in more ways than one. This data indicates the total number of students who entered ASU, NAU, and UArizona with credits from an Arizona community college. It is broken down by how many students were traditional transfer students entering with 12 or more community college credits and how many were new freshmen with any amount of community college credit.

**Data is unavailable for Diné College and Tohono O'odham Community College. These institutions currently do not send data to ASSIST.*

244 new transfers
130 new freshmen

374



250

130 new transfers
120 new freshmen



503
300 new transfers
203 new freshmen



190

95 new transfers
95 new freshmen

11,952



6,868 new transfers
4,724 new freshmen



590

465 new transfers
125 new freshmen

374



284 new transfers
90 new freshmen

264

198 new transfers
66 new freshmen



1,838

1,492 new transfers
346 new freshmen

385 new transfers
73 new freshmen

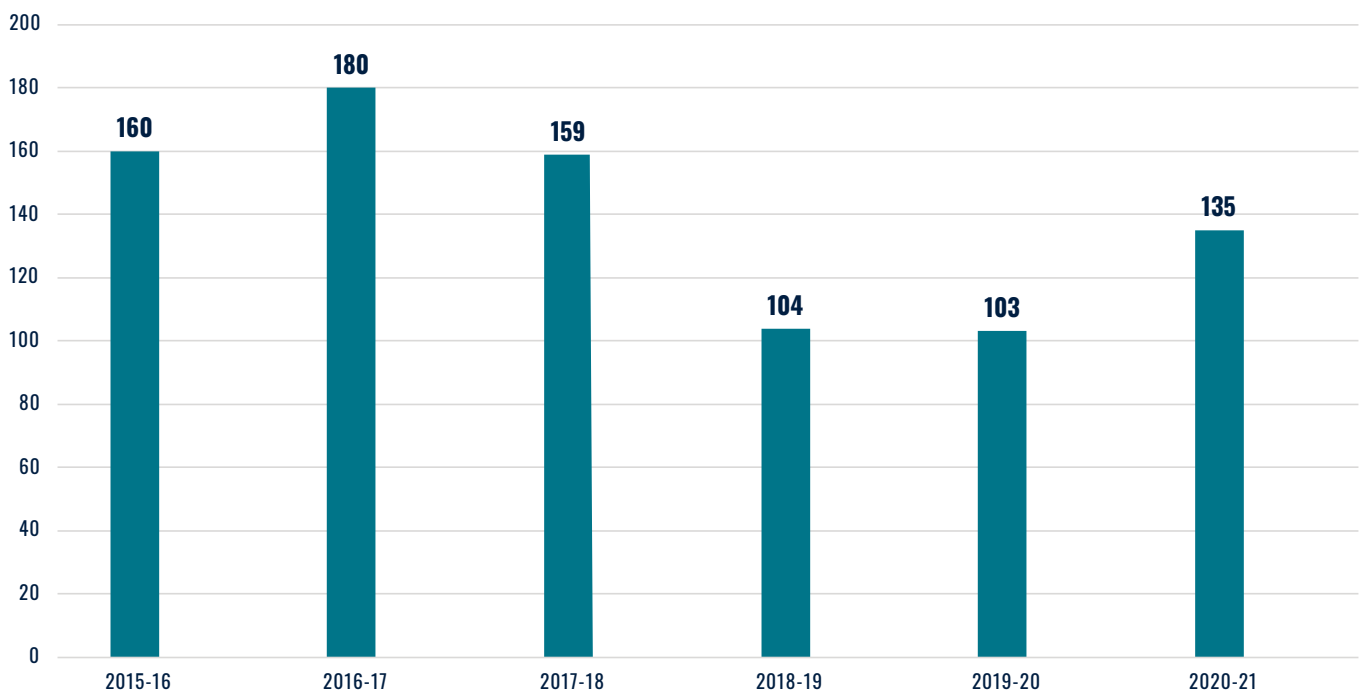
458





NEW FRESHMEN WITH AGECEC

This graph shows the numbers of new university freshmen at ASU, NAU, and UArizona who received an AGECEC from an Arizona Community College prior to entry.

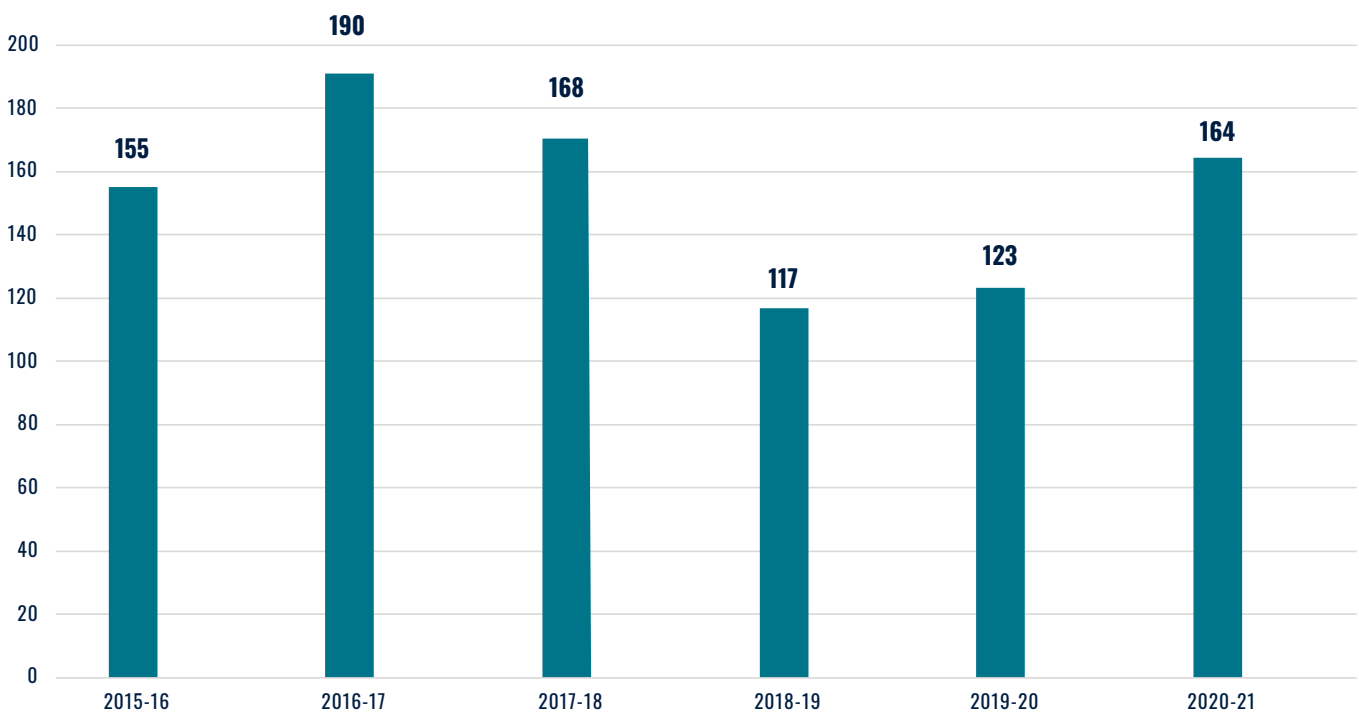


NOTE: Some degrees are still being conferred.



NEW FRESHMEN WITH ASSOCIATE DEGREE

This graph shows the numbers of new university freshmen at ASU, NAU, and UArizona who received an associate degree from an Arizona Community College prior to entry.



NOTE: Some degrees are still being conferred.



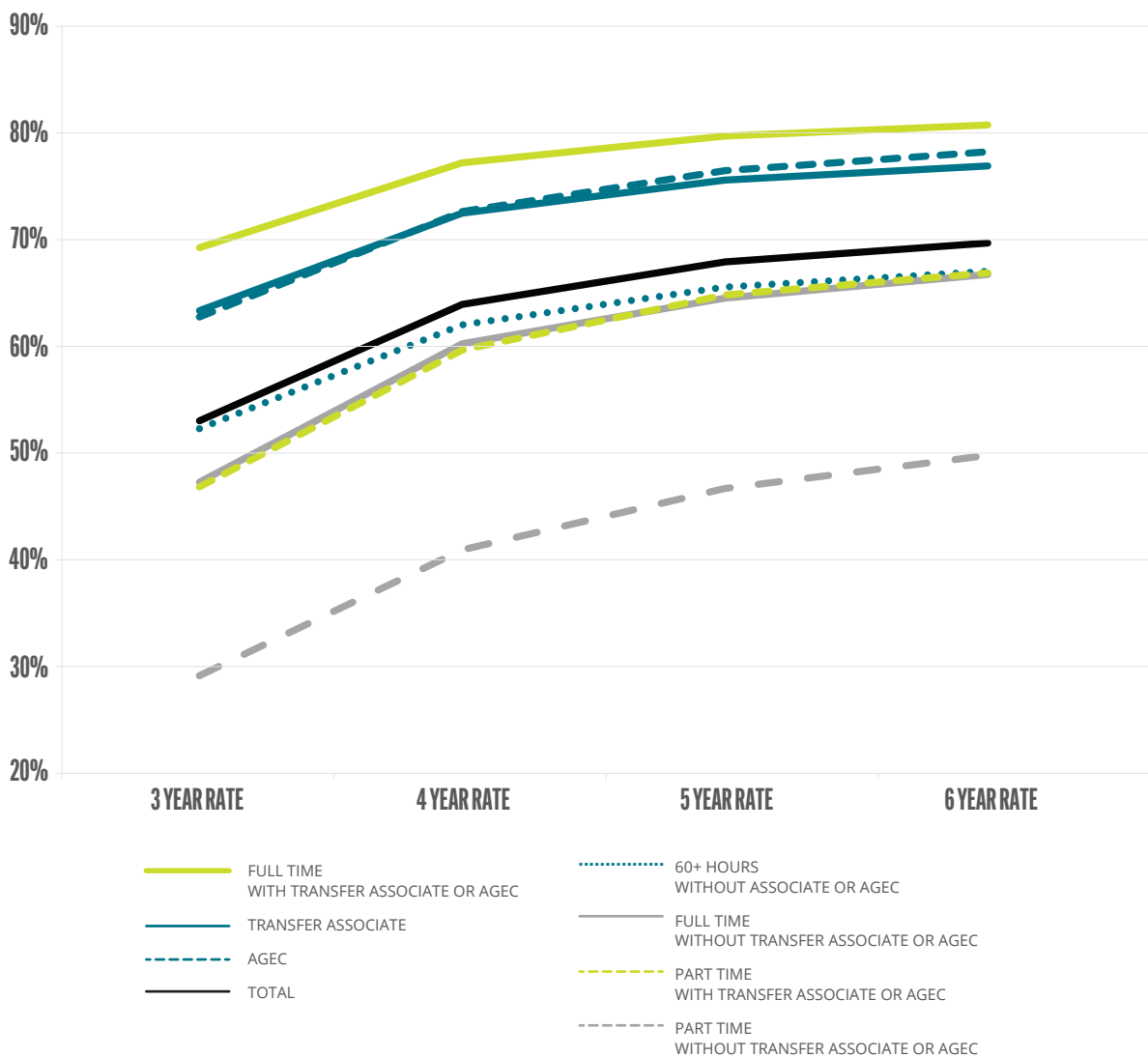
COMMUNITY COLLEGE CREDITS TRANSFERRED

This table shows the number of Arizona community college credits transferred to ASU, NAU, and UArizona by new transfer students.

	2015-16	2016-17	2017-18	2018-19	2019-20	2020-21
12-23 HOURS	7.3%	7.9%	8.2%	7.8%	7.2%	7.6%
24-34 HOURS	8.4%	8.4%	9.3%	8.6%	8.3%	8.2%
35-59 HOURS	29.9%	30.8%	30.6%	31.2%	29.8%	30.1%
60+ HOURS	54.4%	52.8%	51.9%	52.5%	54.7%	54.0%
ASSOCIATE DEGREE	56.9%	56.6%	57.2%	57.5%	57.9%	N/A
AGEC ONLY	5.3%	5.1%	4.9%	5.0%	4.4%	N/A



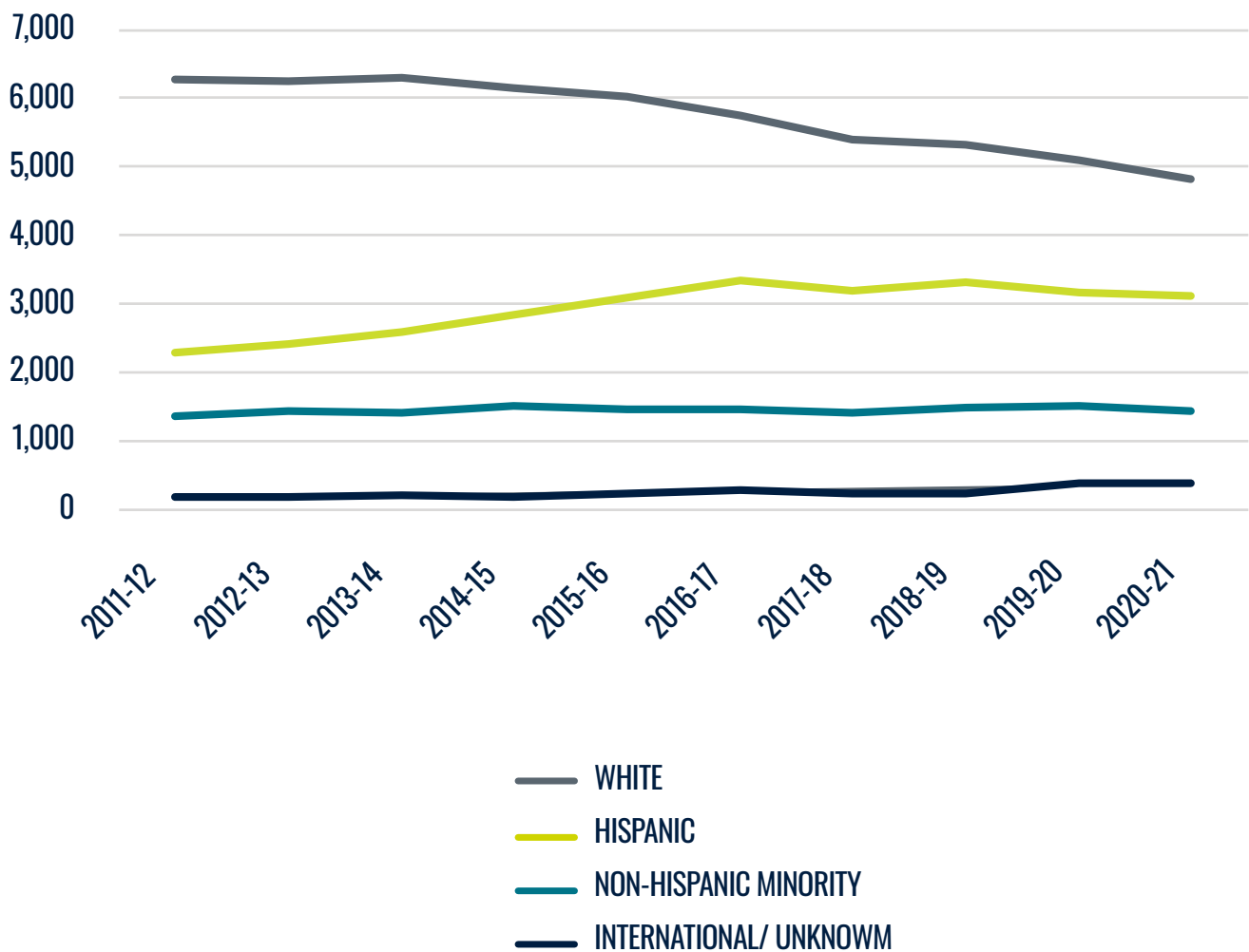
NEW TRANSFER GRADUATION RATE



NOTE: Graduation rates are cumulative. Students graduating within three years are also included in the six years column.



MINORITY STUDENT NEW TRANSFERS





TOP TRANSFER MAJORS

Health Professions and Related Programs	13.9%
Business, Management, Marketing, and Related Support Services	13.8%
Psychology	8.6%
Education	8.1%
Biological and Biomedical Sciences	6.5%
Engineering	5.8%
Multi-Interdisciplinary Studies	5.3%
Computer and Information Sciences and Support Services	4.7%
Social Sciences	4.5%
Communication, Journalism, and Related Programs	4.1%
All Other	24.6%



LOOKING AHEAD

A glimpse at AZTransfer's focus and goals for the 2021-2022 academic year.



REIMAGINE THE ARIZONA GENERAL EDUCATION CURRICULUM

ASU, NAU, and UArizona are revising their general education packages. In the coming year, AZTransfer institutions will work to revise the AGEC to align with the new vision for general education in Arizona.



REEVALUATE ELECTIVE CREDITS TO LOOK FOR POTENTIAL DIRECT EQUIVALENCIES

AZTransfer will engage Articulation Task Force faculty in discussion to more closely examine courses evaluated as elective credits and encourage them to make adjustments so more of them may be considered direct equivalents.



EXPLORE DUAL ENROLLMENT'S IMPACT ON ATTAINMENT

AZTransfer will continue to explore strategic ways to better understand and report dual enrollment's impact on education attainment and student success in Arizona.



KELLY ROBLES
Executive Director
kelly@aztransfer.com

KATIE GREISIGER FROST
Data Programmer / Analyst
katie@aztransfer.com

CIEN LUKE
Director, Learning & Program Development
cien@aztransfer.com

REBECCA MCKAY
Senior Director, Systems Development & Administration
rebecca@aztransfer.com

ERIN WOODELL
Senior Director, Strategic Communications
erin@aztransfer.com



ARIZONA STATE UNIVERSITY
ARIZONA WESTERN COLLEGE
CENTRAL ARIZONA COLLEGE
COCHISE COLLEGE
C O C O N I N O
COMMUNITY COLLEGE
D I N É C O L L E G E
EASTERN ARIZONA COLLEGE
M A R I C O P A
COMMUNITY COLLEGES
MOHAVE COMMUNITY COLLEGE
NORTHERN ARIZONA UNIVERSITY
NORTHLAND PIONEER COLLEGE
PIMA COMMUNITY COLLEGE
T O H O N O O ' O D H A M
COMMUNITY COLLEGE
UNIVERSITY OF ARIZONA
YAVAPAI COLLEGE

aztransfer.com