

azTransfer

ARIZONA COMMUNITY COLLEGES & UNIVERSITIES:

A PERFECT MIX

2023 ANNUAL REPORT ON ARTICULATION AND TRANSFER
FOR ARIZONA POSTSECONDARY EDUCATION

STEERING COMMITTEE

The AZTransfer Steering Committee is the coordinating body for the statewide articulation and transfer system (AZTransfer). It provides oversight of curricular alignment among public and tribal post-secondary educational institutions and helps ensure that students are appropriately prepared and have the support services required to pursue and complete a post-secondary degree program. A major goal of the AZTransfer Steering Committee is to assist with increasing the number of Arizona students who successfully complete a baccalaureate degree.

The AZTransfer Steering Committee was established in part by the Transfer Articulation Task Force Report of 1996. The Arizona Transfer System is overseen by the AZTransfer Steering Committee and includes the people, systems and infrastructure designed to ensure "...that community college students may transfer to Arizona public universities without loss of credit towards a baccalaureate degree." (ARS 15-1824).

MARK DENKE*
ARIZONA BOARD OF REGENTS

ANNE JONES
ARIZONA STATE UNIVERSITY

KATHLEEN IUDICELLO
ARIZONA WESTERN COLLEGE

MARY KAY GILLILAND*
CENTRAL ARIZONA COLLEGE

JAMES PEREY
COCHISE COLLEGE

KELLY TRAINOR
COCONINO COMMUNITY COLLEGE

ALYSA LANDRY
DINÉ COLLEGE

SUSAN WOOD*
EASTERN ARIZONA COLLEGE

BETTINA CELIS
MARICOPA COMMUNITY COLLEGES

LUCINDA LEUGERS
MOHAVE COMMUNITY COLLEGE

YVONNE LUNA
NORTHERN ARIZONA UNIVERSITY

MICHAEL SOLOMONSON
NORTHLAND PIONEER COLLEGE

WENDY WEEKS
PIMA COMMUNITY COLLEGE

LAURA SUJO-MONTES
TOHONO O'ODHAM COMMUNITY COLLEGE

GREG HEILEMAN*
UNIVERSITY OF ARIZONA

DEAN HOLBROOK
YAVAPAI COLLEGE

**Representative is also a member of the AZTransfer Executive Committee*

CONTENTS

About this Report 2
Vision, Mission, Values 3
Services Overview 4
Articulation Task Forces 6
Academic Disciplines 8
Transfer System Components 9
AGEC Redesign 10
AZTransfer Summit 12
Transfer Data Reporting 13
- Fast Facts 14
- Course Counts 17
- Course Equivalency Report 18
- Dual Enrollment Report 20
- Credit by Exam 21
- New Freshman with Associate Degree 22
- New Freshman with AGEC 23
- New Freshmen with Community College Credit 24
- Community College Credits Transferred 26
- New Transfers Graduation Rate 27
- New Transfers by Race/Ethnicity 28
- Baccalaureate Degree Recipients with Community College Credit 29
- Top Majors of New Transfers 30

Looking Ahead 31

ABOUT THIS REPORT

FOR MORE THAN 25 YEARS, academic leaders from each of Arizona's public postsecondary institutions have collaborated to support transfer student success. Known as the AZTransfer Steering Committee, this coordinating body ensures Arizona's students have access to efficient, seamless, and simple ways to transfer from a community college to a university in Arizona.

Born out of legislation passed in 1996, the AZTransfer Steering Committee works to fulfill a promise to provide high-quality educational pathways that lead to baccalaureate degree completion for all Arizonans. This report highlights services and results from the 2022-2023 academic year that deliver on that promise.





VISION

College degree pathways are accessible to all Arizonans.

MISSION

The AZTransfer Steering Committee, an organization of academic leaders, supports successful application of transfer credits leading to degree completion for students in all public and tribal higher education institutions in Arizona.

VALUES

The decisions and actions of the AZTransfer Steering Committee demonstrate our:

- Purpose is to promote and support student academic success;
- Leadership is transparent, collegial, collaborative, and proactive;
- Decision making is data-informed and outcome-focused;
- Fiscal stewardship is financially responsible and goal-oriented.

SERVICES OVERVIEW

AZTransfer manages and supports the Arizona Transfer System and the faculty, staff, and students who utilize it. AZTransfer is structured with four pillars of service– data reporting, systems development and administration, strategic communications, and learning and program development.



DATA REPORTING

The Arizona State System for Information on Student Transfer (ASSIST) is a relational database containing enrollment and degree information on students attending Arizona's public universities and community college districts.



SYSTEMS DEVELOPMENT & ADMINISTRATION

AZTransfer produces a variety of tools and resources designed to ensure AZTransfer institutions can efficiently manage the Arizona Transfer System and promote it to their students.



STRATEGIC COMMUNICATIONS

AZTransfer's strategic communications efforts ensure stakeholders are informed about the data, services, tools, training, and events offered by AZTransfer. Branding and user experience are key focuses of the strategic communications plan.



LEARNING & PROGRAM DEVELOPMENT

AZTransfer provides comprehensive training and technical support to its numerous user groups. Training topics include workshops on utilizing our tools, ATF faculty training, and facilitator training.

ARTICULATION TASK FORCES

AZTransfer relies on a statewide network of nearly 2,000 people. From faculty, to academic advisors, to registrars and graduation technicians, it takes a lot of people in a lot of places to support and maintain the Arizona Transfer System. Each Articulation Task Force (ATF) is comprised of a minimum of one representative from each college and university. Each institution also appoints an AZTransfer facilitator who is considered their institution's curriculum expert. AZTransfer depends on facilitators to help manage the catalog, curriculum, and faculty at their institution.



1,975

TOTAL MEMBERS

2021-22	2020-21	2019-20
1,914	1,902	1,870



1,424

FACULTY MEMBERS

2021-22	2020-21	2019-20
1,367	1,412	1,390



120

COMMUNITY OF INTEREST MEMBERS

2021-22	2020-21	2019-20
135	147	150



213

MEMBERS WITH 15+ YEARS OF SERVICE

2021-22	2020-21	2019-20
179	123	121



72

ACADEMIC ADVISING ATF MEMBERS

2021-22	2020-21	2019-20
81	78	79



76

ADMISSIONS & RECORDS ATF MEMBERS

2021-22	2020-21	2019-20
77	71	74



61

ASSIST USERS

2021-22	2020-21	2019-20
61	65	63



48

GENERAL EDUCATION ATF MEMBERS

2021-22	2020-21	2019-20
51	48	45

ATF FACULTY MEMBERSHIP BY INSTITUTION

Arizona State University ··· 202

2021-22	2020-21	2019-20
193	214	210

Arizona Western College ··· 61

2021-22	2020-21	2019-20
54	55	54

Central Arizona College ··· 51

2021-22	2020-21	2019-20
57	60	60

Cochise College ··· 51

2021-22	2020-21	2019-20
53	49	52

Coconino Community College ··· 47

2021-22	2020-21	2019-20
46	48	47

Diné College ··· 60

2021-22	2020-21	2019-20
39	35	28

Eastern Arizona College ··· 52

2021-22	2020-21	2019-20
42	41	43

Maricopa Community Colleges ··· 448

2021-22	2020-21	2019-20
465	465	465

Mohave Community College ··· 45

2021-22	2020-21	2019-20
41	42	43

Northern Arizona University ··· 97

2021-22	2020-21	2019-20
94	103	111

Northland Pioneer College ··· 43

2021-22	2020-21	2019-20
44	42	37

Pima Community College ··· 94

2021-22	2020-21	2019-20
94	99	87

Tohono O'odham Community College ··· 24

2021-22	2020-21	2019-20
19	16	16

University of Arizona ··· 103

2021-22	2020-21	2019-20
101	94	81

Yavapai College ··· 41

2021-22	2020-21	2019-20
41	44	50

ACADEMIC DISCIPLINES

Articulation Task Forces (ATFs) are the heart of AZTransfer's faculty-driven transfer model. Each fall, 1,424 faculty in 43 academic disciplines convene to evaluate course transferability and discuss curricular alignment. The outcome of these meetings provides the content for the tools and resources on AZTransfer.com that students and advisors use to plan a seamless transfer.



TRANSFER SYSTEM COMPONENTS

Work performed through the Articulation Task Force network is the foundation of the Arizona Transfer System. The components of the system work together to help students plan a seamless transfer without loss of academic credit. Students build a transfer degree plan by completing the Arizona General Education Curriculum (AGEC), common courses, and electives, and supplement this with credits earned through dual enrollment and exams.

ARIZONA GENERAL EDUCATION CURRICULUM

The Arizona General Education Curriculum (AGEC) is a foundational block of coursework completed at an Arizona community college. Through Articulation Task Forces, faculty determine which courses fulfill the requirements at their respective institutions.



COMMON COURSES

Common courses are lower division courses that apply toward a mapped bachelor's degree program. These courses are reviewed annually at each Articulation Task Force meeting to verify equivalency and applicability.



MAJORS & DEGREES

Associate and bachelor's degrees are aligned within each ATF academic discipline. The transfer system maps these degrees for majors offered at two or more of Arizona's public institutions.



RE-IMAGINING THE AGEC FOR THE 21st CENTURY

In February 2021, the Arizona Board of Regents (ABOR) approved a new policy regarding general education at ABOR universities. Policy 2-210 requires Arizona State University, Northern Arizona University, and the University of Arizona to redesign their general education programs. In light of the new ABOR policy, advances in both general education strategies and guided pathways, and emerging 21st-century skills, the AZTransfer Steering Committee is leading an effort to re-imagine the structure and requirements of the Arizona General Education Curriculum (AGEC).

PROJECT MILESTONES



CONSOLIDATING THE AGEC

In June 2023, the AZTransfer Steering Committee voted to streamline the AGEC by consolidating the existing three AGEC blocks into one. The AGEC-A for liberal arts majors, AGEC-B for business majors, and the AGEC-S for science and math-based majors will be combined into one AGEC block as part of the re-imagined AGEC.

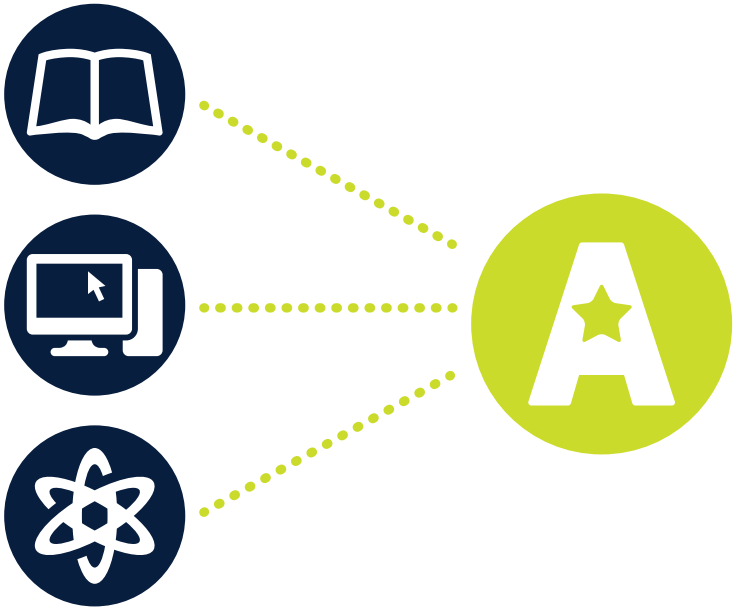



NEXT STEPS

Arizona community and tribal colleges will adopt general education categories consistent with the general education programs at the Arizona public universities. The category criteria and associated credit hours will continue to be reviewed and may be refined based on stakeholder input. The redesigned AGEC will be adopted by each institution no later than the 2026-27 catalog year.

AZTRANSFER SUMMIT

The AZTransfer Summit is a statewide convening of all AZTransfer institutions and stakeholders. The Summit provides transfer professionals the opportunity to network, develop new skills, and share best practices in transfer and education attainment. Participants leave the Summit renewed and inspired to continue contributing to the success of the Arizona Transfer System.

The 2023 Summit was held April 13-14 at the We-Ko-Pa Casino Resort.

332
TOTAL ATTENDEES

2021-22	2020-21	2019-20*
227	N/A	328

15
AZTRANSFER INSTITUTIONS REPRESENTED

2021-22	2020-21	2019-20*
13	N/A	14

11
EVENT SPONSORS

2021-22	2020-21	2019-20*
3	N/A	6









**Figures for 2020 represent Summit registrations prior to its cancellation due to the COVID-19 pandemic.*



TRANSFER DATA REPORTING

FAST FACTS

A snapshot of data related to student transfer among Arizona public community colleges and universities as reported in 2022-23.





7,926

new transfer students from Arizona community colleges to ASU, NAU, and UA

2021-22	2020-21	2019-20
9,718	10,065	10,176

50%

of new transfer students entered with 60+ credits from an Arizona community college

2021-22	2020-21	2019-20
48%	55%	55%

46%

of university graduates had credit from an Arizona community college (2021-2022)

2021-22	2020-21	2019-20
49%	51%	53%

5,810

new freshmen at ASU, NAU, and UA entered with Arizona community college credits

2021-22	2020-21	2019-20
6,208	5,943	5,632



50%

of new transfers from Arizona community colleges to ASU, NAU, and UA were racial/ethnic minorities

2021-22	2020-21	2019-20
48%	**47%**	**46%**



90%

of baccalaureate degree recipients at ASU, NAU, and UA who were new transfers from Arizona community colleges were racial/ethnic minorities

2021-22	2020-21	2019-20
90%	**89%**	**84%**



71%

four-year university graduation rate of new transfer students from Arizona community colleges to ASU, NAU, and UA

2021-22	2020-21	2019-20
72%	**72%**	**72%**



BUSINESS

top major of new transfer students from Arizona community colleges to ASU, NAU, and UA

2021-22	2020-21	2019-20
HEALTH PROFESSIONS	**HEALTH PROFESSIONS**	**HEALTH PROFESSIONS**

FAST FACT DATA DEFINITIONS

FAST FACT	DEFINITION	SOURCE
New transfer students from Arizona community colleges to ASU, NAU, or UA	Students with 12 or more Arizona community college credits who entered an Arizona public university as new transfers in a fall or spring semester. Students may have additional transfer hours from other 2-year or 4-year postsecondary institutions.	New Transfers Report, Page 1
New transfer students who entered with 60 or more credits	Students who transferred from an Arizona Community College to an Arizona public university with 60 or more credit hours.	New Transfers Report, Page 1
University graduates with credit from an Arizona community college (2021-2022)	Baccalaureate degree recipients at an Arizona public university with 12 or more credits from an Arizona community college who entered as new transfers in a fall or spring semester. Students may have additional transfer hours from other 2-year or 4-year postsecondary institutions.	Baccalaureate Degree Report, Page 1
University new freshmen who entered with Arizona community college credits	Students with any Arizona community college credits who entered an Arizona university as new freshmen in a fall or spring semester.	New Freshman with AZCC Credits, Page 1
New transfers from Arizona community colleges to ASU, NAU, and UA who were racial/ethnic minority students	Students with 12 or more Arizona community college credits who entered an Arizona university as new transfers in a fall or spring semester. The percentage of minority students is derived from students who reported themselves as one of the following: African American, American Indian, Asain, Pacific Islander, or Hispanic.	New Transfers Report, Demographic Characteristics and Transfer Hours at Entry, Page 1
Baccalaureate degree recipients at ASU, NAU, and UA who were new transfers from Arizona community colleges were racial/ethnic minorities	Degree completions for students with 12 or more Arizona community college credits who entered an Arizona public university as new transfers in a fall or spring semester. The percentage of minority students is derived from students who reported themselves as one of the following: African American, American Indian, Asain, Pacific Islander, or Hispanic.	Baccalaureate Degree Report, Page 1
Four-year university graduation rate of new transfer students from Arizona community colleges to ASU, NAU, and UA	This report provides the number and percentage of full time Arizona community college transfer students that graduated with a baccalaureate degree from the university within four years of transfer (through the summer semester of the fourth year). Full time means enrolled in at least 12 hours in Fall entry semester.	Enterprise Metric Report
Top major of new transfer students	Top majors for students with 12 or more Arizona community college credits who entered an Arizona public university as new transfers in a fall or spring semester.	New Transfers Report, Page 2

COURSE COUNTS

Course evaluation and alignment is the cornerstone of AZTransfer's work. The Arizona Course Equivalency Tracking System (ACETS), is AZTransfer's internal system to aid faculty in determining course transferability. Using ACETS, community college faculty can submit information about their courses and route it to university faculty for evaluation. This report provides a quick overview of the transferability of Arizona community college courses to ASU, NAU, and UA as reported in 2022-23.



98%

of Arizona community college courses are transferable to at least one Arizona university

98%	98%	97%
2021-22	2020-21	2019-20

15,369

COURSE EVALUATIONS

Arizona public universities evaluated 15,369 Arizona community college courses.

16,444	16,444	16,560
2021-22	2020-21	2019-20

1,233

DIRECT EQUIVALENCIES

There are 1,233 Arizona community college courses that have direct equivalency to all three Arizona public universities.

1,228	1,228	1,212
2021-22	2020-21	2019-20

174

NOT TRANSFERABLE

174 courses were not transferable to any Arizona public universities.

105	105	99
2021-22	2020-21	2019-20

COURSE EQUIVALENCY REPORT

Arizona community college courses can be submitted for evaluation at any time throughout the year to determine their transferability to ASU, NAU, and UA. Course equivalencies are categorized as direct equivalencies, electives, and not transferable.

Arizona State University

2,969

2021-22	2020-21	2019-20
2,940	2,958	3,007

Arizona community college courses with direct equivalency to ASU

NAU NORTHERN ARIZONA UNIVERSITY

3,101

2021-22	2020-21	2019-20
3,006	3,053	3,025

Arizona community college courses with direct equivalency to NAU

ARIZONA

2,276

2021-22	2020-21	2019-20
2,235	2,247	2,222

Arizona community college courses with direct equivalency to UA

Arizona State University

	AWC	CAC	COCHISE	CCC	DINÉ	EAC	MCCD	MCC	NPC	PIMA	TOCC	YC	TOTAL
DIRECT EQUIVALENCY	261	198	199	151	88	346	811	124	155	317	95	224	2,969
ELECTIVE	622	344	351	234	157	612	2,908	151	270	717	210	506	7,082
NOT TRANSFERABLE	221	265	182	119	8	334	2,259	172	230	452	21	235	4,498
PENDING	47	40	16	41	56	35	406	3	38	29	64	45	820
TOTAL	1,151	847	748	545	309	1,327	6,384	450	693	1,515	390	1,010	15,369

NAU NORTHERN ARIZONA UNIVERSITY

	AWC	CAC	COCHISE	CCC	DINÉ	EAC	MCCD	MCC	NPC	PIMA	TOCC	YC	TOTAL
DIRECT EQUIVALENCY	258	196	169	214	102	422	700	130	164	405	95	246	3,101
ELECTIVE	859	578	540	311	183	867	5,172	307	490	1,051	222	705	11,285
NOT TRANSFERABLE	4	26	21	1	3	14	70	7	4	7	2	15	174
PENDING	30	47	18	19	21	24	442	6	35	52	71	44	809
TOTAL	1,151	847	748	545	309	1,327	6,384	450	693	1,515	390	1,010	15,369

ARIZONA

	AWC	CAC	COCHISE	CCC	DINÉ	EAC	MCCD	MCC	NPC	PIMA	TOCC	YC	TOTAL
DIRECT EQUIVALENCY	197	140	150	136	71	208	555	102	116	329	84	188	2,276
ELECTIVE	796	500	468	292	167	804	2,906	250	436	963	213	438	8,233
NOT TRANSFERABLE	130	148	109	71	18	282	2,399	92	95	206	76	315	3,941
PENDING	28	59	21	46	53	33	524	6	46	17	17	69	919
TOTAL	1,151	847	748	545	309	1,327	6,384	450	693	1,515	390	1,010	15,369

DUAL ENROLLMENT REPORT

This report summarizes dual enrollment student activity from the period 2021-22.

36,341

Number of dual enrolment students served by Arizona community colleges.

30,802	32,969	29,138
2020-21	2019-20	2018-19

95%

Percent of dual enrollment students wo receive a grade of C or better.

95%	95%	95%
2020-21	2019-20	2018-19

41%

Of dual enrollment students, 41% subsequently enrolled at ASU, NAU, or UA.

42%	41%	44%
2020-21	2019-20	2018-19

BUSINESS

The top major for dual enrollment students who earned a bachelor's degree.

BUSINESS	BUSINESS	BUSINESS
2020-21	2019-20	2018-19

302

Number of Arizona high schools offering dual enrollment courses.

298	192	195
2020-21	2019-20	2018-19

84,791

Total number of course enrollments.

73,469	77,562	69,598
2020-21	2019-20	2018-19

CREDIT BY EXAM

This report summarizes the number of Arizona high schools offering exams available in five testing programs– Advanced Placement (AP), Cambridge International Exams (CIE), College Level Examination Program (CLEP), International Baccalaureate (IB), and DANTES Subject Standardized Tests (DSST). AZTransfer's network of faculty evaluate these exams and determine scores needed to obtain credit at their institution. AZTransfer publishes this information in the Exam Equivalency Guide on AZTransfer.com

	ADVANCED PLACEMENT (AP)	CAMBRIDGE INTERNATIONAL EXAMS (CIE)	COLLEGE LEVEL EXAMINATION PROGRAM (CLEP)	DANTES SUBJECT STANDARDIZED TESTS (DSST)	INTERNATIONAL BACCALAUREATE (IB)
TOTAL EXAMS	38	75	34	71	37
ARIZONA HIGH SCHOOLS OFFERING EXAMS	247	13	0*	0*	22

**Curriculum and exam is administered independently and not in conjunction with high school districts.*

NEW FRESHMEN WITH ASSOCIATE DEGREE

This graph shows the numbers of new university freshmen at ASU, NAU, and UA who received an associate degree from an Arizona Community College prior to entry.

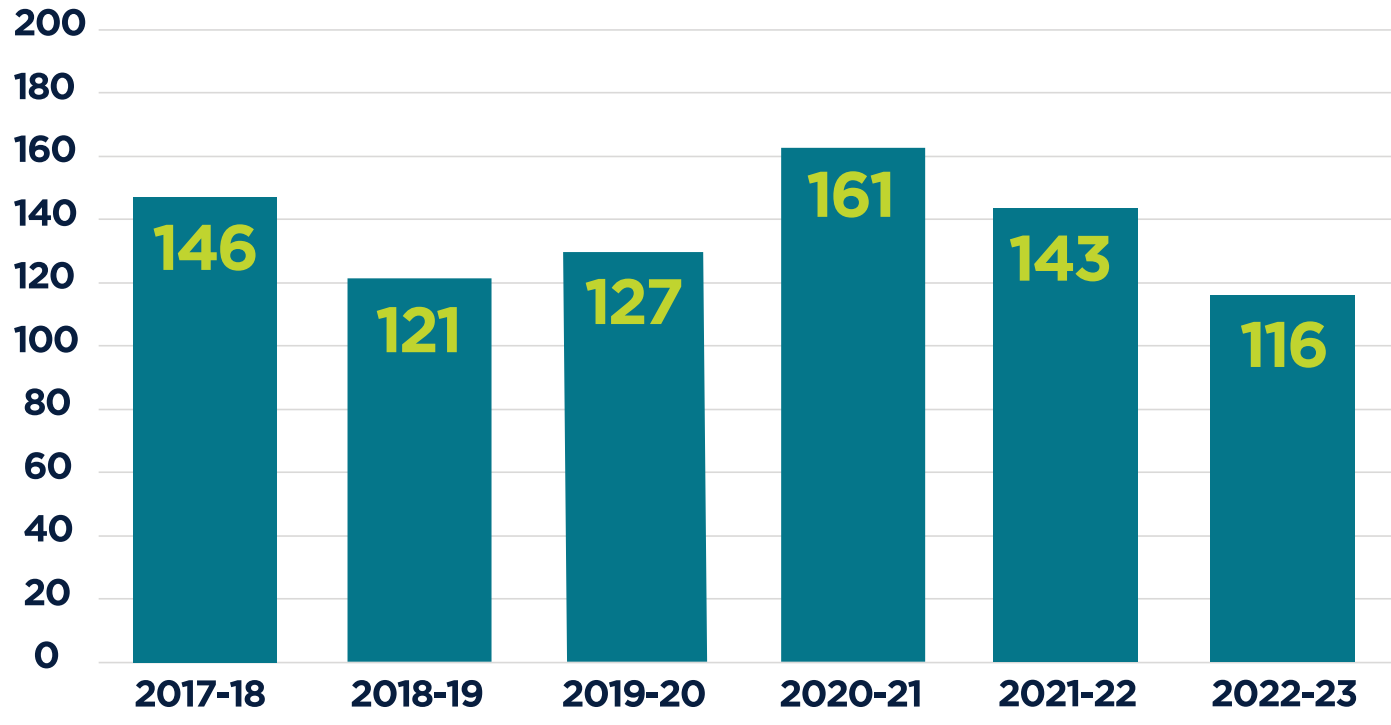

NOTE: Some degrees are still being conferred.

NEW FRESHMEN WITH AGEC

This graph shows the numbers of new university freshmen at ASU, NAU, and UA who received an AGEC from an Arizona Community College prior to entry.

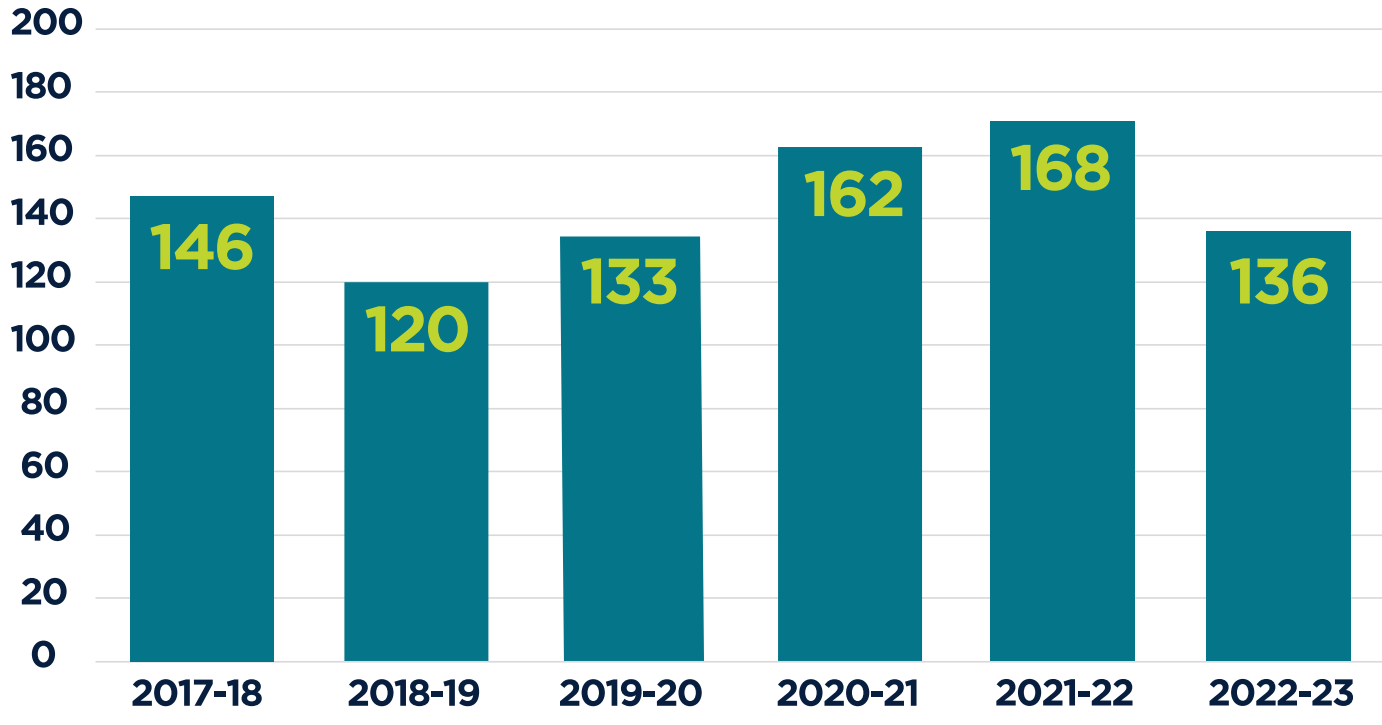

NOTE: Some degrees are still being conferred.

NEW FRESHMEN WITH ARIZONA COMMUNITY COLLEGE CREDIT

Arizona's community colleges are contributing to university degree attainment in more ways than one. This data indicates the total number of students who entered ASU, NAU, and UA with credits from an Arizona community college. It is broken down by how many students were traditional transfer students entering with 12 or more community college credits and how many were new freshmen with any amount of community college credit.

**Data is unavailable for Diné College and Tohono O'odham Community College. These institutions currently do not send data to ASSIST.*


196 new transfers
102 new freshmen
298
Coconino Community College
Diné College*
MCC Mohave Community College
215
108 new transfers
107 new freshmen
390
Yavapai College
247 new transfers
143 new freshmen
Northland Pioneer College
167
77 new transfers
88 new freshmen
10,179
MARICOPA COMMUNITY COLLEGES
5,495 new transfers
4,684 new freshmen
ARIZONA WESTERN COLLEGE
588
441 new transfers
147 new freshmen
314
Central Arizona College
225 new transfers
89 new freshmen
210
EASTERN ARIZONA COLLEGE
157 new transfers
53 new freshmen
PimaCommunityCollege
1,339
978 new transfers
361 new freshmen
Tohono O'odham Community College*
268 new transfers
48 new freshmen
316
COCHISE COLLEGE

COMMUNITY COLLEGE CREDITS TRANSFERRED

This table shows the number of Arizona community college credits transferred to ASU, NAU, and UA by new transfer students.

	2017-18	2018-19	2019-20	2020-21	2021-22	2022-23
12-23 HOURS	8.2%	7.8%	7.2%	7.6%	8%	10.6%
24-34 HOURS	9.3%	8.6%	8.3%	8.2%	9.2%	10.0%
35-59 HOURS	30.6%	31.2%	29.8%	30.1%	32.2%	29.8%
60+ HOURS	51.9%	52.5%	54.7%	54.0%	50.7%	49.6%
ASSOCIATE DEGREE	54.9%	54.7%	56%	53.8%	54.1%	N/A
AGEC ONLY	4.9%	5.2%	4.7%	5.8%	5%	N/A

NEW TRANSFER GRADUATION RATE

This page shows the four-year graduation rate of new transfer students in the fall 2019 cohort statewide and to ASU, NAU, and UA from Arizona Community Colleges. Four-year graduation rates from earlier cohorts are also included.



71%

72%	72%	72%
2018	2017	2016

Arizona State University

73%

73%	73%	73%
2018	2017	2016

NAU NORTHERN ARIZONA UNIVERSITY

71%

73%	73%	72%
2018	2017	2016

ARIZONA

67%

68%	67%	68%
2018	2017	2016

NEW TRANSFERS BY RACE/ETHNICITY

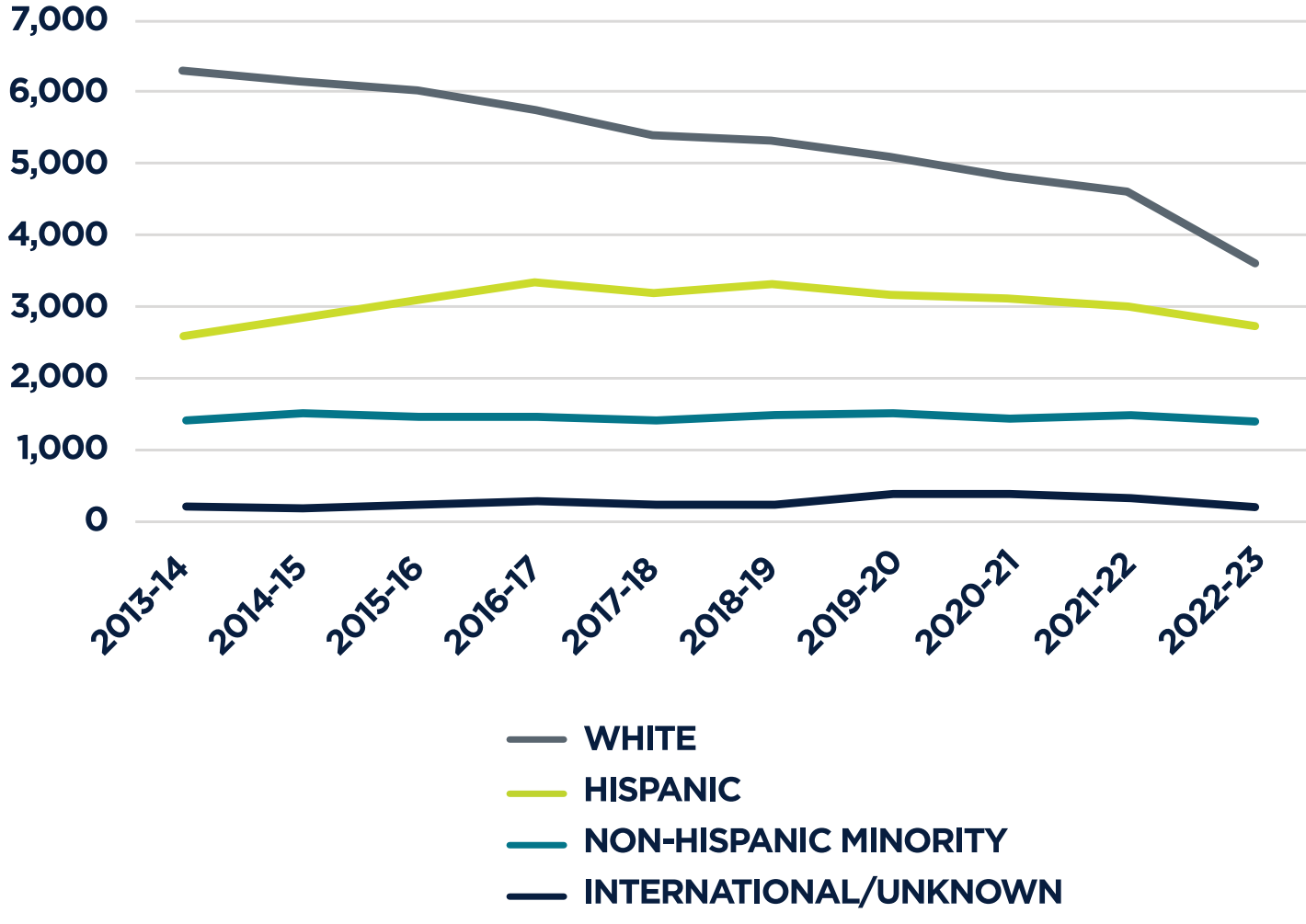

BACCALAUREATE DEGREE RECIPENTS WITH ARIZONA COMMUNITY COLLEGE CREDIT

Percent of baccalaureate degree recipients at ASU, NAU, and UA who entered as new transfers from Arizona community colleges.

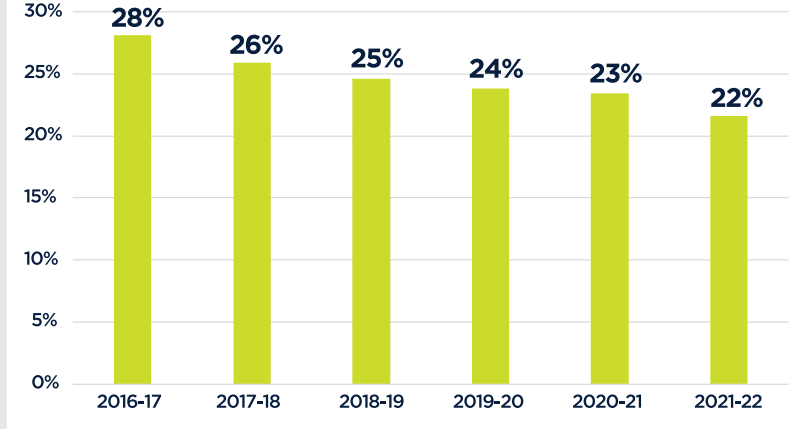

Percent of baccalaureate degree recipients at ASU, NAU, and UA who had any number of Arizona community college credits

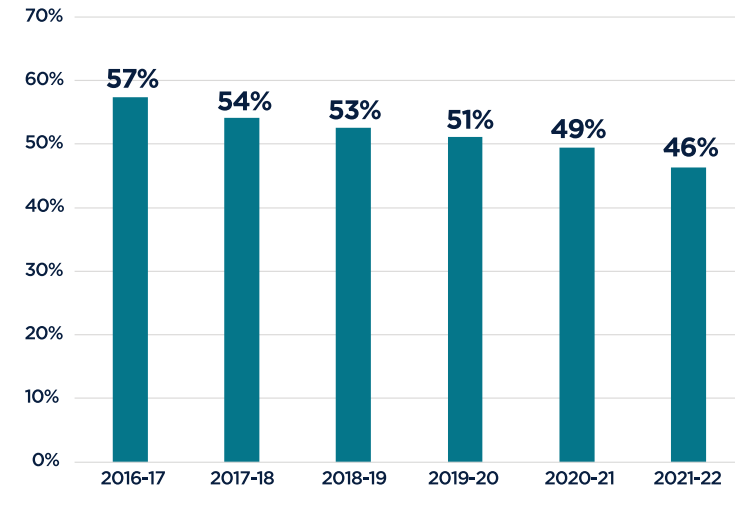

TOP MAJORS FOR NEW TRANSFERS

Business, Management, Marketing, and Related Support Services	14.3%
Health Professions and Related Programs	13.3%
Education	7.8%
Psychology	7.6%
Biological and Biomedical Sciences	6.2%
Engineering	6.1%
Multi-Interdisciplinary Studies	5.9%
Computer and Information Sciences and Support Services	5.7%
Visual and Performing Arts	5.3%
Social Sciences	4.1%
All Other	23.8%



LOOKING AHEAD

LOOKING AHEAD

A glimpse at AZTransfer's focus and goals for the 2023-24 academic year.

IMPLEMENT THE RE-IMAGINED ARIZONA GENERAL EDUCATION CURRICULUM

AZTransfer leaders will develop a plan to implement the re-imagined AGEC statewide.

EXPAND TRAINING OPPORTUNITIES

AZTransfer will increase in-person trainings on the Arizona Transfer System for targeted audiences, including academic advisors and high school counselors.

UPDATE TOOLS AND SYSTEMS TO ALIGN WITH STAKEHOLDER NEEDS

AZTransfer will review and update our current systems and tools to ensure they are user-friendly and in alignment with udpated Arizona Transfer System practices and policies.



aztransfer

MAKE EVERY CREDIT COUNT

KELLY ROBLES
Executive Director
kelly@aztransfer.com

CIEN LUKE
Director
Learning & Program Development
cien@aztransfer.com

REBECCA McKAY
Senior Director
Systems Development & Administration
rebecca@aztransfer.com

ERIN WOODELL
Senior Director
Strategic Communications
erin@aztransfer.com

MARY BETH WORLEY
Data Programmer/Analyst
marybeth@aztransfer.com



ARIZONA STATE UNIVERSITY
ARIZONA WESTERN COLLEGE
CENTRAL ARIZONA COLLEGE
COCHISE COLLEGE
COCONINO
COMMUNITY COLLEGE
DINÉ COLLEGE
EASTERN ARIZONA COLLEGE
MARICOPA
COMMUNITY COLLEGES
MOHAVE COMMUNITY COLLEGE
NORTHERN ARIZONA UNIVERSITY
NORTHLAND PIONEER COLLEGE
PIMA COMMUNITY COLLEGE
TOHONO O'ODHAM
COMMUNITY COLLEGE
UNIVERSITY OF ARIZONA
YAVAPAI COLLEGE

aztransfer.com